



WARD RESEARCH
I N C O R P O R A T E D

Resident Attitudes and Perceptions of Advance Care Planning

Prepared for:



KŌKUA MAU
"Continuous Care"

Hawai'i Hospice and Palliative Care Organization

February 2017

Thank You

This research was made possible by a grant from the Stupski Family Fund at the Hawaii Community Foundation. We thank them for their support of Kōkua Mau and our efforts to improve care for people facing serious illness.

Objectives and Methodology

- Feb. 4-18, 2017
- Telephone survey
- 525 Hawaii residents, 50 years old or older, who have been in Hawaii for at least six months.
- 321 on Oahu; 204 on Neighbor Islands
- 60% via cellphone; 40% via landline
- Data was weighted by island (Oahu vs. Neighbor Islands) to match the 2015 Census update.

Respondent Profile

Island	%
Oahu	70
Hawaii (Big Island)	13
Maui	11
Kauai	5
Molokai	1
Lanai	<1
Years Lived in Hawaii	%
6 months - less than 5 years	1
5 - less than 10 years	3
10 or more years	38
Born and raised in Hawaii	57
Description of Overall Health	%
Excellent	25
Good	56
Fair	16
Poor	3
Don't know/Refused	1
Base	(525)

Ethnicity	%
Caucasian	30
Chinese	5
Filipino	10
Hawaiian/part-Hawaiian	16
Japanese	29
Mixed	6
Other	3
Refused	1
Highest Level of Education Completed	%
Less than high school	1
High school	17
Some college, no degree	18
Technical or trade school certificate	5
Associate's degree	10
Bachelor's degree	29
Graduate degree	20
Refused	<1
Base	(525)

Respondent Profile

Have Children	%
Yes	74
No	25
Refused	1
Age	%
50 to 59	35
60 to 69	32
70 to 79	19
80 to 89	11
90 years or older	2
Refused	1
MEAN	65.51
Base	(525)

Household Income	%
Under \$25,000	12
\$25,000 – but under \$35,000	7
\$35,000 – but under \$50,000	12
\$50,000 – but under \$75,000	19
\$75,000 – but under \$100,000	14
\$100,000 and above	24
Refused	12
MEDIAN	\$67,474
Gender	%
Male	49
Female	51
Base	(525)

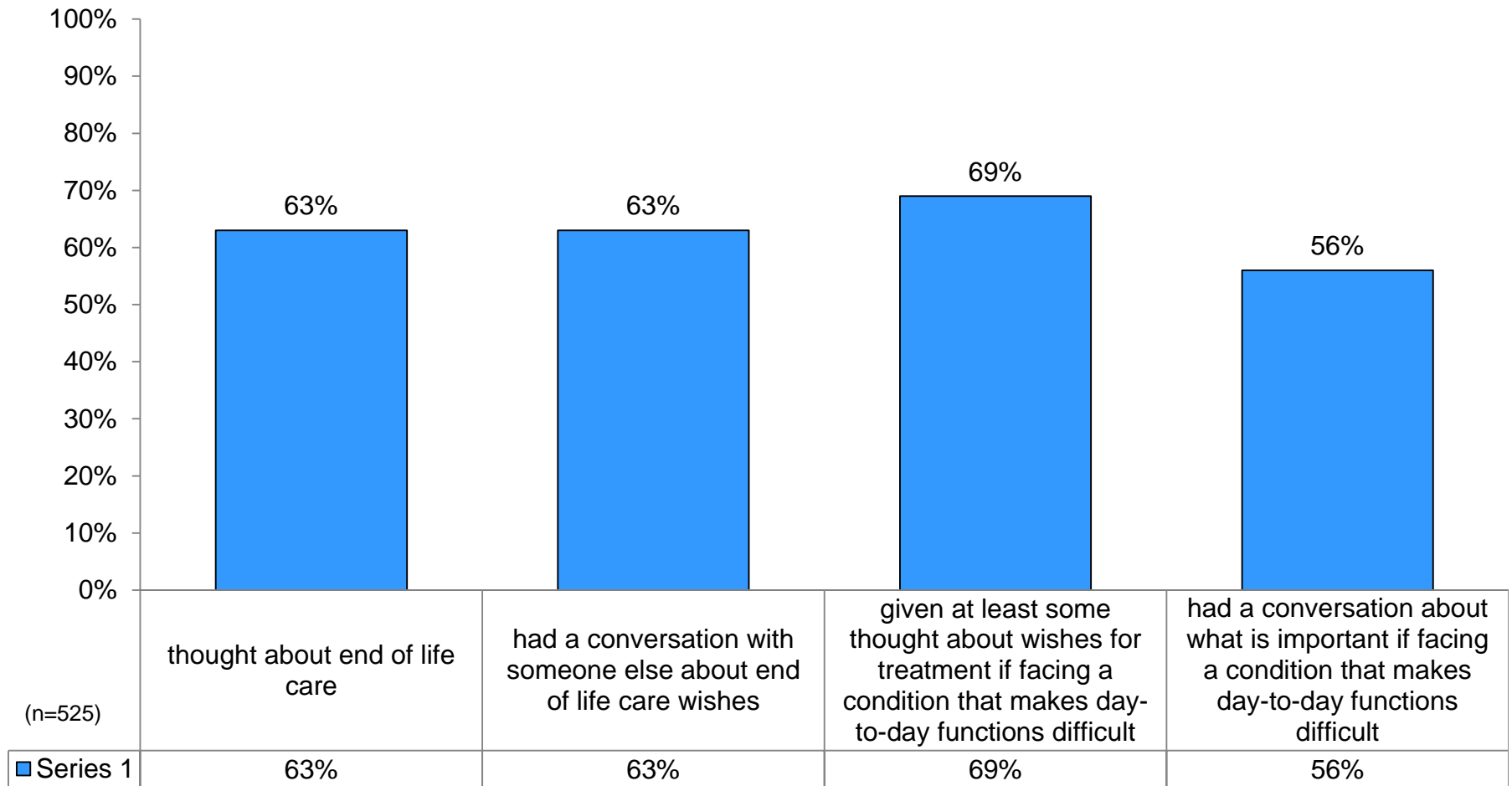
Respondent Profile

Health Plan/Insurance Provider	%
Blue Cross Blue Shield	1
Health Plan Hawaii Plus (HMSA)	5
HMAA	4
HMSA	23
Kaiser	12
Medicaid/DHS	<1
Medicare – AARP	1
Medicare – HMSA	19
Medicare – Humana	2
Medicare – Kaiser	7
Medicare – Queen's/Straub	<1
Medicare – UnitedHealthcare	3
Medicare – Tricare	2
Ohana	1
Private Insurance (AETNA, John Hancock, Travelers)	1

Health Plan/Insurance Provider (cont.)	%
QUEST – Aloha Care	<1
QUEST – HMSA	1
QUEST – Kaiser	1
QUEST – Queen's/Straub	<1
Tri-Care	3
UHA/University Health	2
UnitedHealthcare	1
VA/Veterans Administration	1
Other Medicare	2
Other	2
Not Insured	2
Refused	3
Base	(525)

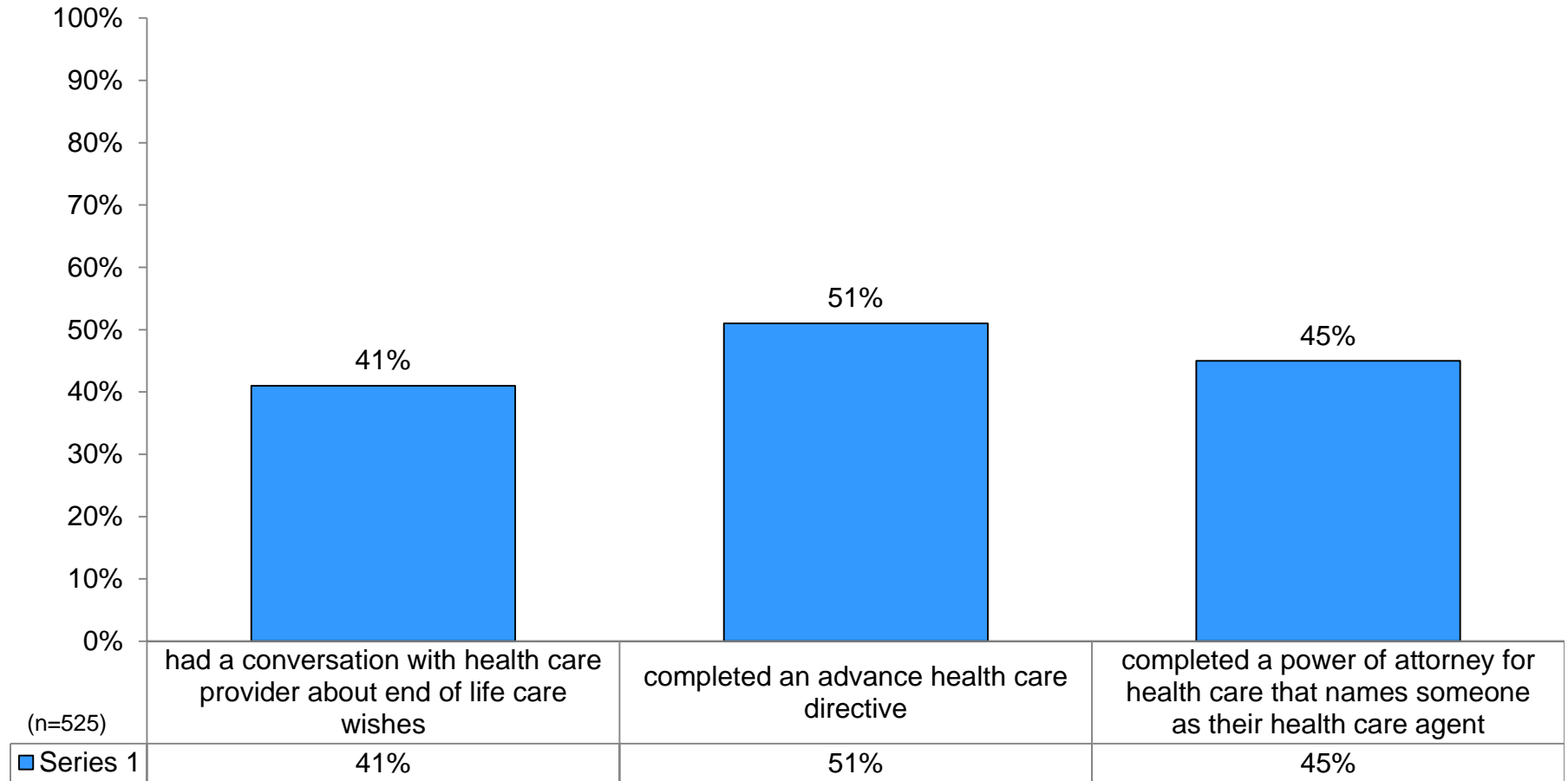


Conversations





Document & Conversation Completion

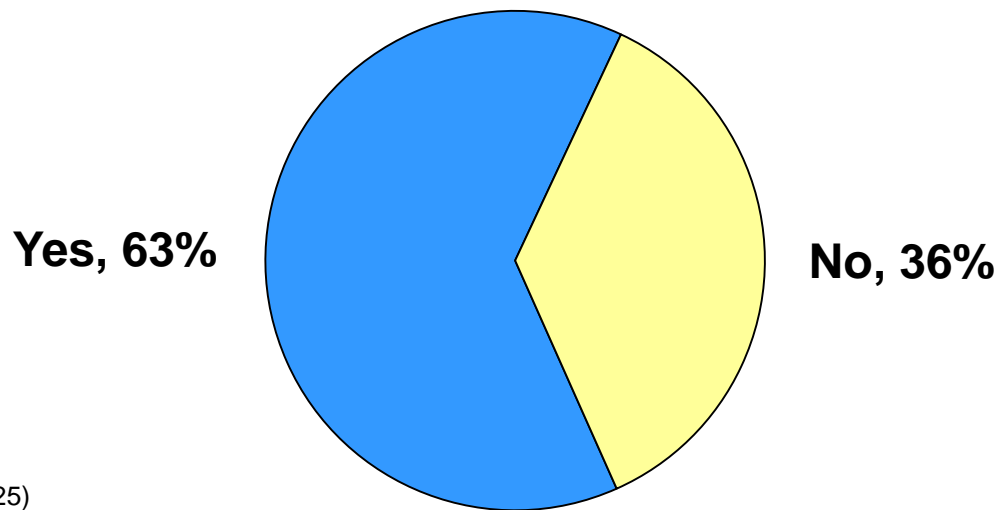


Narrative of Findings

Thinking about End of Life Care

- 63% of Hawaii 50+ year olds have thought about EOL care for themselves
- Most likely: Higher income (\$100K+); more educated (Bachelor's or higher)

Q: Have you ever thought about end of life care for yourself?

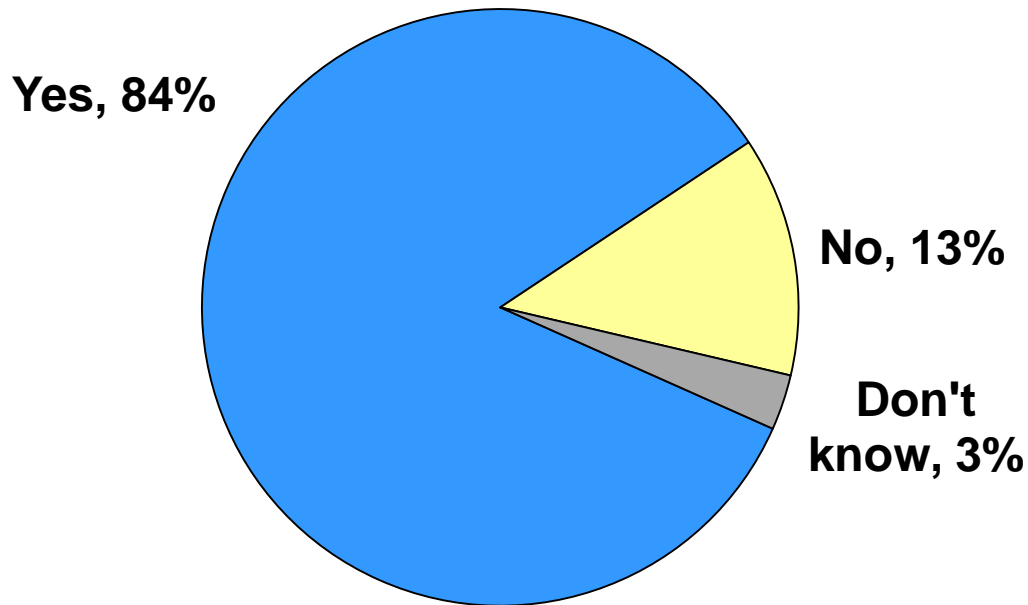


(n=525)

End of Life Care Conversation with a Health Care Provider

Most likely: born & raised outside Hawaii, at least a Bachelor's degree

Q: Do you think doctors should discuss end of life care issues with their patients?

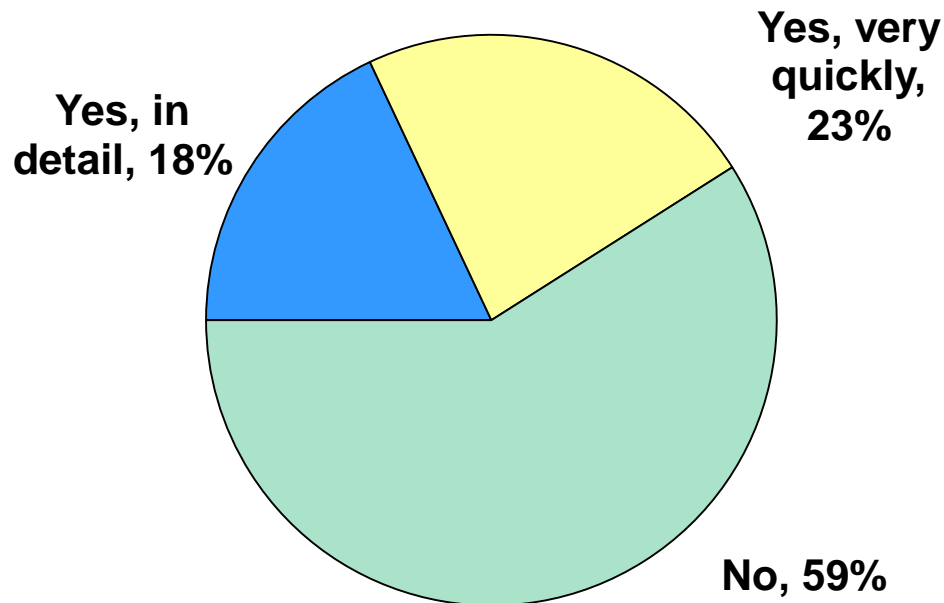


(n=525)

EOL Conversation with a Health Care Provider

- 41% spoke with their MD about EOL wishes
- 60+ are more likely than 50-59 to talk with MD about EOL wishes

Q: Have you ever had a conversation with a doctor or other health care provider about your wishes for your end of life care?



(n=525)

End of Life Care Conversation with Health Care Provider: Those who have not had a conversation

- 59% have not talked with MD;
- Notable: 31% want to have this conversation with a MD.

Reasons for not having conversations	
I prefer to speak to my family about my wishes first	76%
I am healthy and do not need to yet	75%
I will trust my health care team to make the decisions	42%
The topic makes me uncomfortable	26%
I am waiting for my doctor to start the conversation	13%
It's bad luck to talk about it	13%
Some other reason (e.g., have something in writing, religious reasons, will do it when time comes, never thought about it)	20%

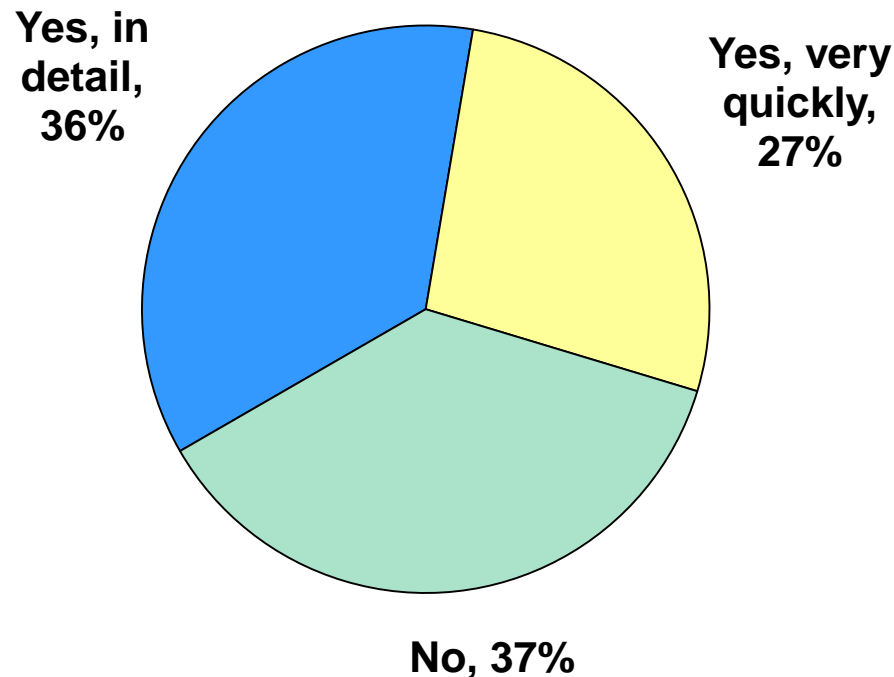
(n=308)

(n=211)

EOL Conversation with Someone Not a Health Care Provider

63% spoke with someone other than a health care provider about EOL wishes; Most likely: On Oahu and have a Bachelor's degree or higher

Q: Have you had a conversation with at least one other person other than a doctor or other health care provider about your end of life care wishes?

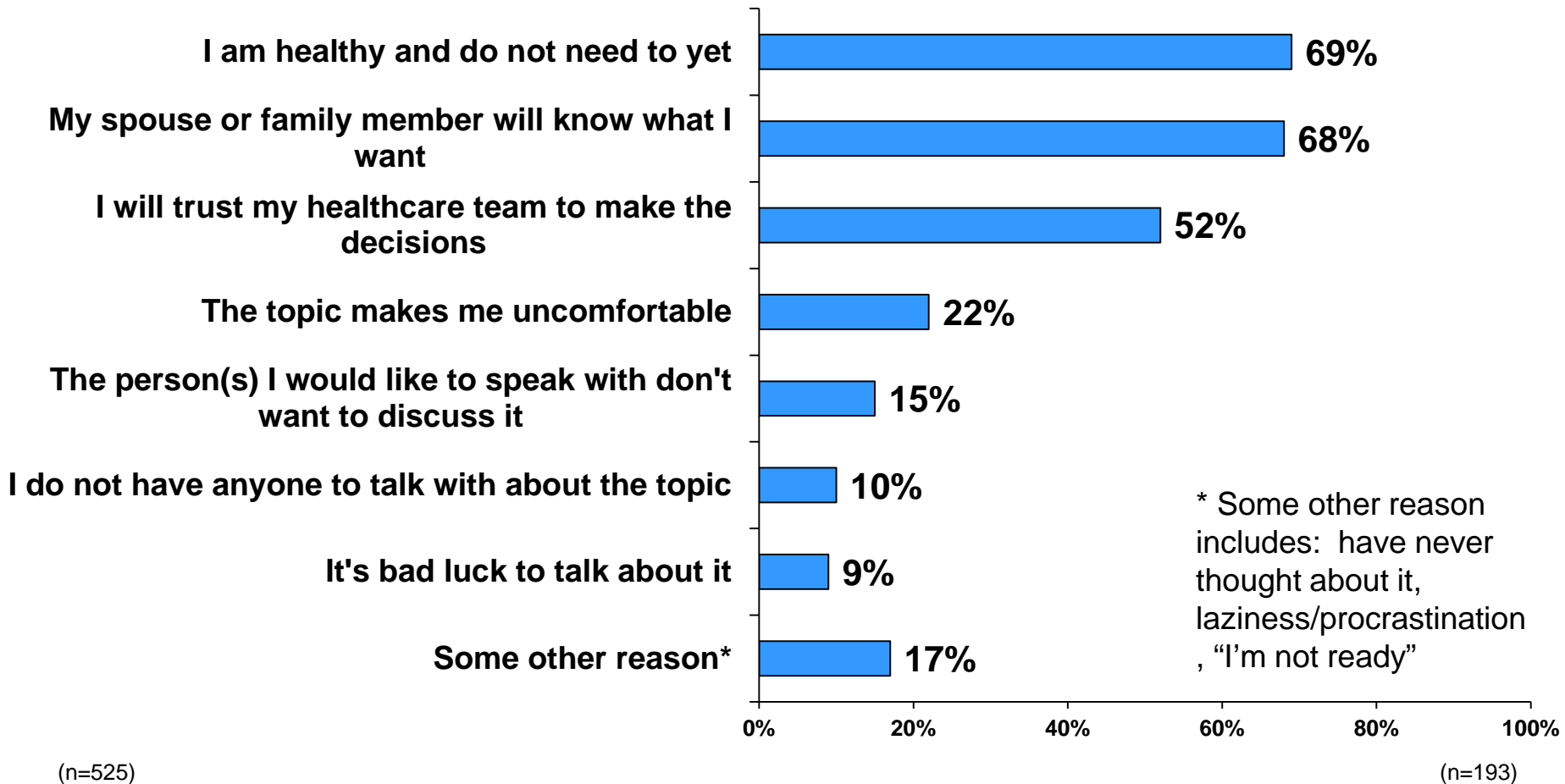


(n=525)

Only had EOL Conversation a Health Care Provider

37% only spoke with a healthcare provider.

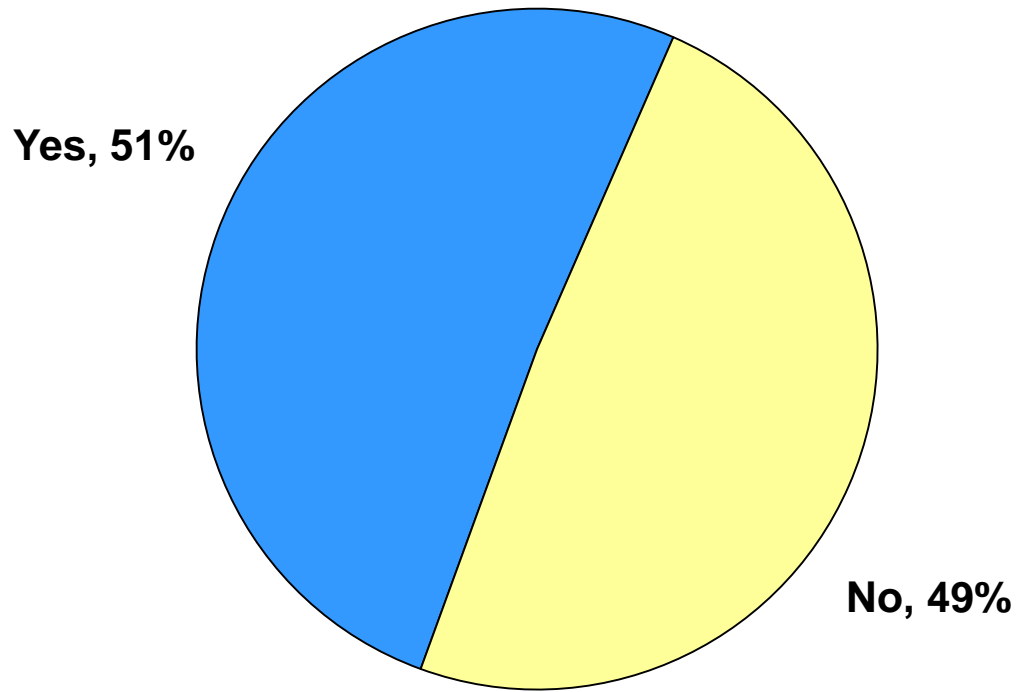
Reasons for not Having Conversation



Advance Health Care Directive

Most likely 60+ vs. 50-59

Q: **Have you completed an advance health care directive?**



(n=525)

Advance Health Care Directive: Those who have one

Where did you get the AHCD form?

Lawyer	52%
Doctor or other health provider	32%
Health insurance	3%
Somewhere else (e.g., church, online)	12%
Don't know	1%

Have you shared your AHCD with:

A family member	89%
Your doctor	61%
Your lawyer	59%
Your health plan	34%
Someone else (e.g., friends, executor/trustee)	14%

(n=525)

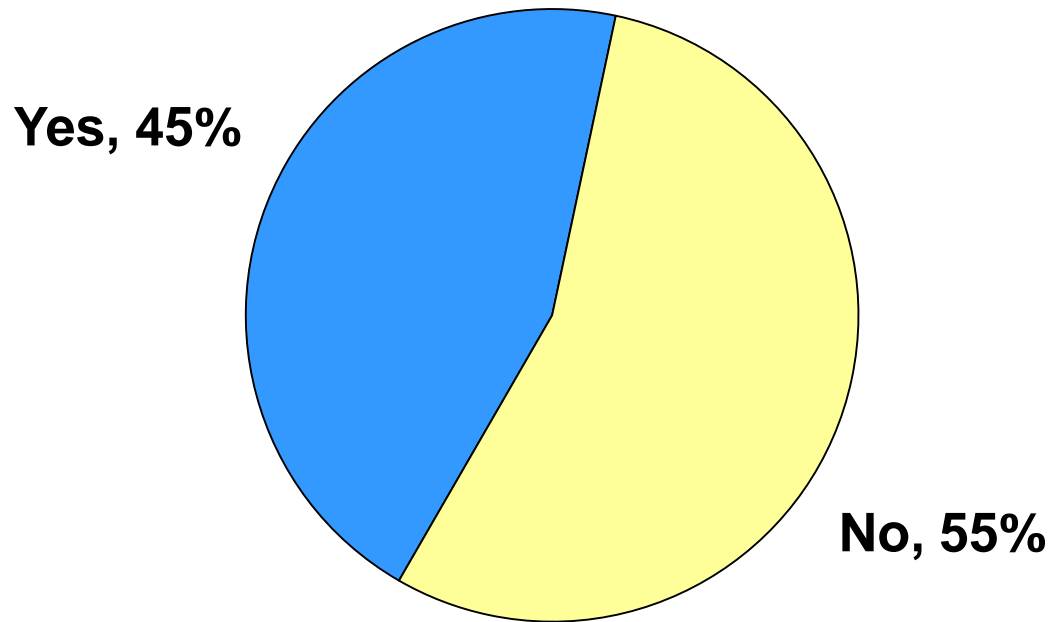
(n=265)



Power of Attorney for Health Care: Naming a health care agent

Most likely to have HCPOA: 60+ year olds, at least a Bachelor's degree

Q: Have you ever completed a form that names someone as your health care agent?



(n=525)

Power of Attorney for Health Care:

Where did you get the HCPOA form?	
Lawyer	68%
Doctor or other health provider	16%
Health insurance	3%
Somewhere else (e.g., church, online)	11%
Don't know	2%

Have you shared HCPOA with:	
Your lawyer	66%
Your health care agent	61%
A family member (not your health care agent)	57%
Your doctor	43%
Your health plan	28%
Someone else (e.g., friends, executor/trustee)	12%

(n=525)

(n=234)



Power of Attorney for Health Care (45%):

Talked to Health Care Agent about End of Life Care Wishes	
Yes	87%
No	13%

And is your health care agent your:	
Spouse	40%
Child/Grandchild	35%
Sibling	10%
Friend	5%
Significant other	3%
Someone else (e.g., other family, niece/nephew)	7%

(n=525)

(n=234)

Those who do NOT have HCPOA (55%)

Reasons have never completed the form	
I am healthy and do not need one yet	72%
My spouse or family member will know what I want	61%
I will trust my health care team to make the decisions	44%
The topic makes me uncomfortable	20%
I do not have a person to choose as an agent	16%
It's bad luck to talk about it	11%
If I choose one person, I will upset others	9%
Some other reason (e.g. laziness/procrastination, never thought about it, not the right time)	23%

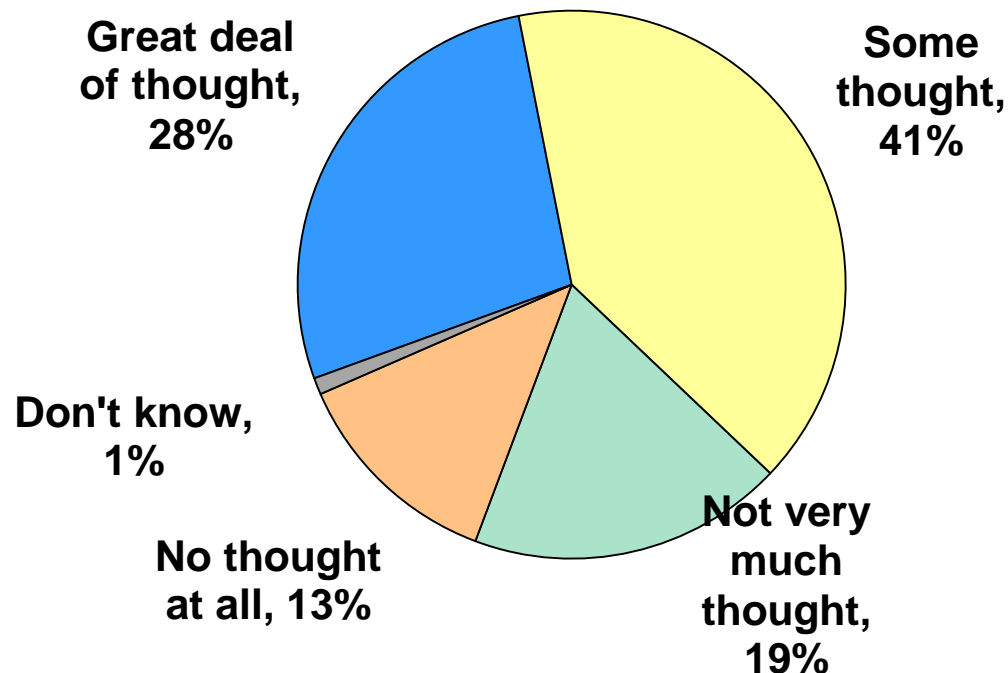
Who is your HCPOA

Who would you choose as HCPOA?	
Spouse	44%
Child/Grandchild	27%
Sibling	11%
Friend	4%
Significant other	2%
Someone else (e.g., other family, niece or nephew)	8%
Don't know	5%

Wishes for Medical Treatment in Case of Illness or Condition that Makes it Hard to Function

69% gave some thought; Most Likely: more educated (at least a Bachelor's degree); affluent (\$100K+ annual household income)

Q: Before today, how much had you thought about your own wishes for medical treatment, if you were facing an illness or condition that made it hard for you to function in your day-to-day activities?



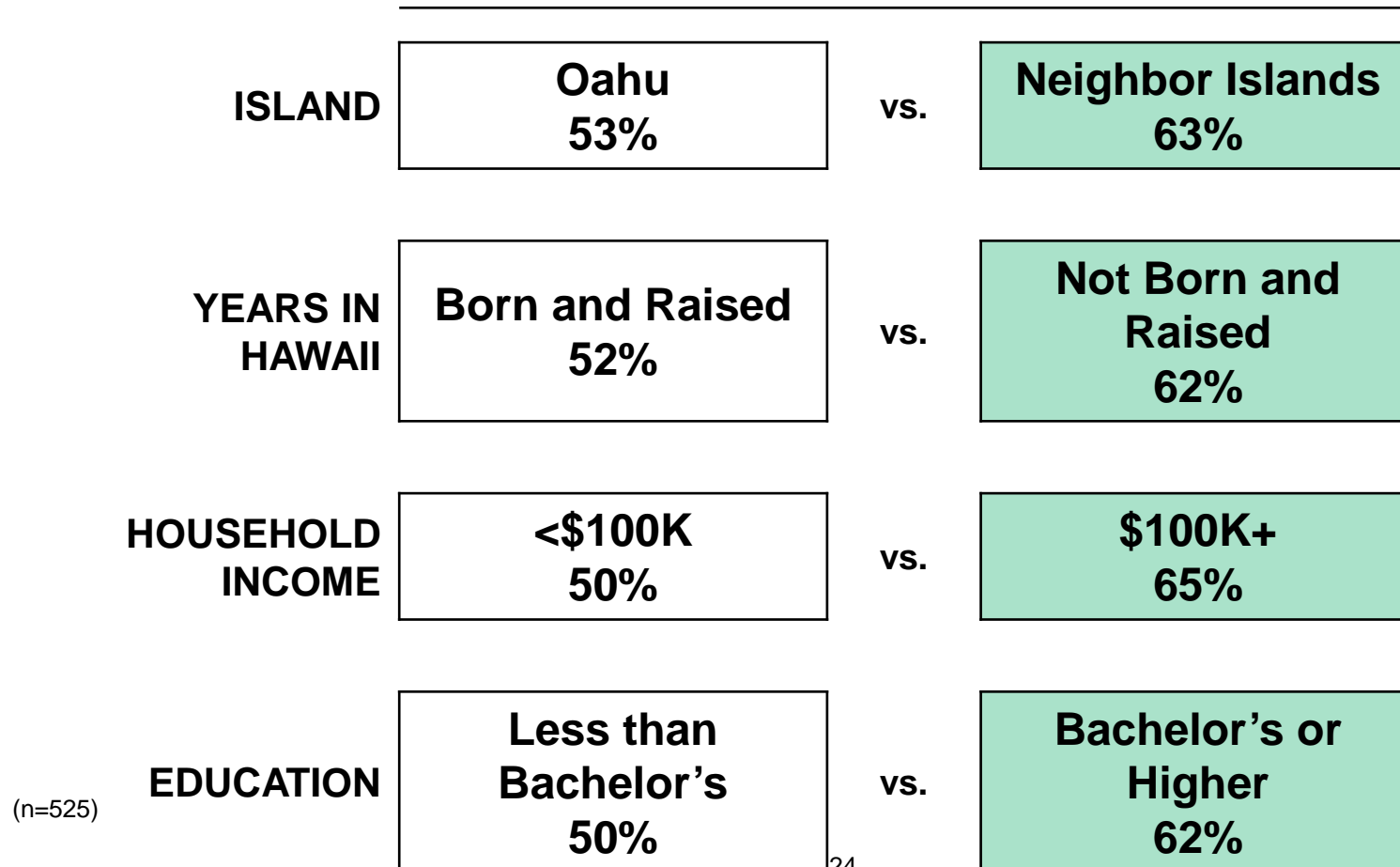
(n=525)



Conversation in Case of Illness or Condition that Makes it Hard to Function

56% had a conversation about what is important to them if they were facing an illness or condition that made it hard to function in day to day activities

HAD A CONVERSATION WITH SOMEONE

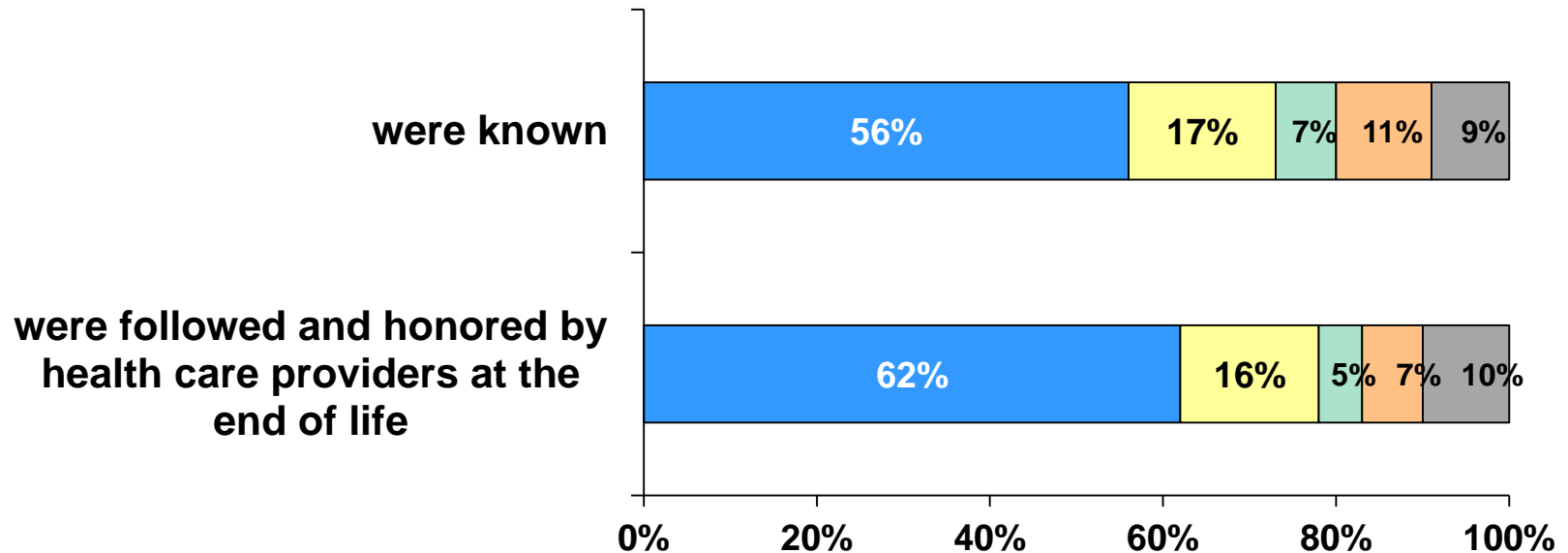


End of Life Care for a Loved One

34% had a loved one die in Hawaii in the last 12 months

Q: To what extent would you say that your loved one's wishes...

■ Very well ■ Somewhat well ■ Not well ■ Not known at all ■ Don't know



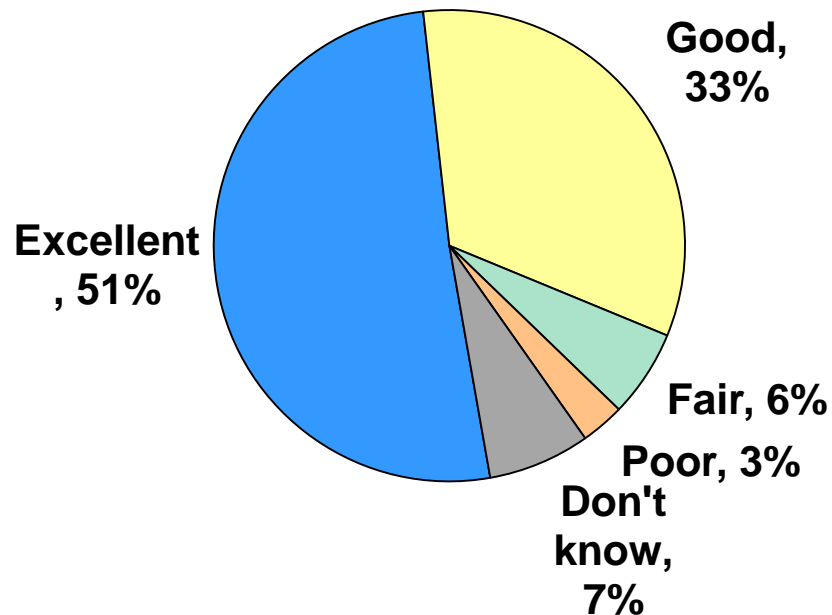
(n=525)

(n=176)

End of Life Care for a Loved One

84% who had a loved one die in Hawaii in the past 12 months rated care “excellent” or “good”

Q: Overall, how would you rate the care your loved one received at the end of their life?



(n=525)

(n=176)

Hawaii vs. Massachusetts

	HI	MA
Conversation with someone (not HC provider)	63%	63%
Conversation with HC provider	41%	21%
Conversation on what is important if facing illness	56%	73%
Names a HCPOA	45%	59%
Satisfied with EOL Care	84%	56%
Wishes of loved ones honored/followed	62%	55%
Completed an AD	51%	

Conclusions

- Good Foundation already in Hawaii
- Opportunity for education. People believe they don't need ACP because: still healthy, family members will know wishes, trust their fate to family members or their health care team.
- Campaign targets: younger, less educated, as less likely to have conversations or done forms.
- Need to increase health care professionals conversations on ACP. 30% who haven't talked with MD would like to.